



SHORT USER SURVEY

- 1) Are you aware of the release calendar for official statistics? Yes No
- 2) Do you use the methodology/documentation linked to the statistics? Yes No
- 3) Which sources do you use?

- | | |
|--|---|
| <input type="checkbox"/> www.armstat.am (www.armstat.info) | <input type="checkbox"/> <i>Press releases</i> |
| <input type="checkbox"/> www.ArmStatBank.am | <input type="checkbox"/> <i>Publications</i> |
| <input type="checkbox"/> www.ArmDevInfo.am | <input type="checkbox"/> <i>Other (please specify).....</i> |

- 4) In case of errors in published statistics, do you feel informed about the error? Yes No
- 5) Where should Armstat improve to fulfill your needs?

- | | |
|--|---|
| <input type="checkbox"/> <i>Quality</i> | <input type="checkbox"/> <i>Comprehensiveness</i> |
| <input type="checkbox"/> <i>Timeliness</i> | <input type="checkbox"/> <i>Other (please specify).....</i> |

- 6) NSS use different sources for producing statistics (census, administrative registers and sample surveys).

Please mark below how you trust each of these 3 data sources?

	High trust	Medium trust	Low trust
Census			
Administrative registers			
Sample surveys			

- Who do you represent:
- Ministry International organization Media Other**



This project is funded by the European Union

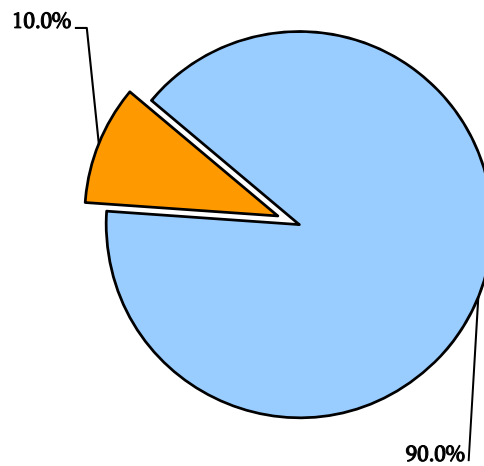
Thank you very much for your co-operation☺

<User's Short Survey> Questionnaire Summary

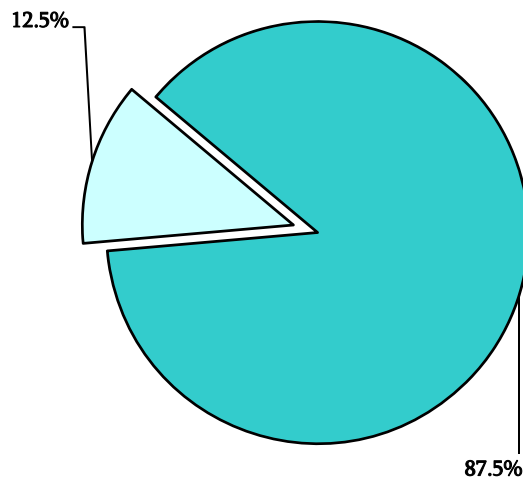
The total number of participants in the meeting organized on 4 November 2015 in the National Statistical Service of the Republic of Armenia within the Twinning project was 47, of which 40 or 85.1 % answered the Short User Survey questionnaire.

The summary results of the survey show that 18 of them or 45.0 % were representatives of ministries, 2 or 5.0 % - representatives of other organizations. The findings of detailed review of each question are the following:

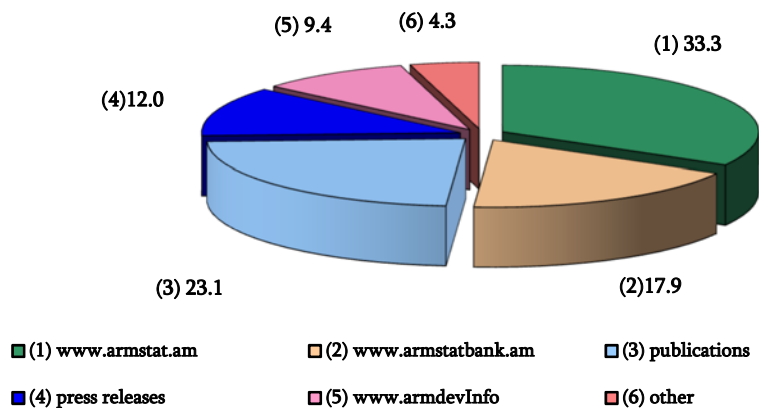
1. To the question **“Are you aware of the release calendar for official statistics?”** 36 of the respondents or 90.0% answered “yes”.



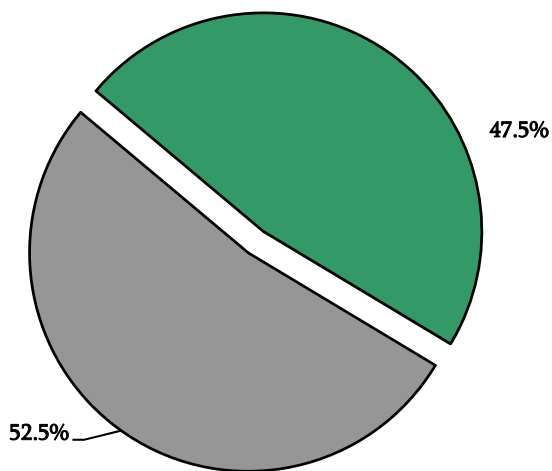
2. To the question **“Do you use the methodology/documentation linked to the statistics”** 35 or 87.5% answered positively.



3.To the question “Which sources do you use?” 40 respondents gave 117 indications in total, of which 39 or 33.3% specified that they used www.armstat.am (mirror web-page: www.armstat.info), 21 or 17.9 % - www.ArmStatBank.am, 27 or 23.1% - publications, 14 or 12.0 % - press releases, 11 or 9.4 % - www.ArmDevInfo.am and only 5 of them or 4.3% noted that they used other sources.

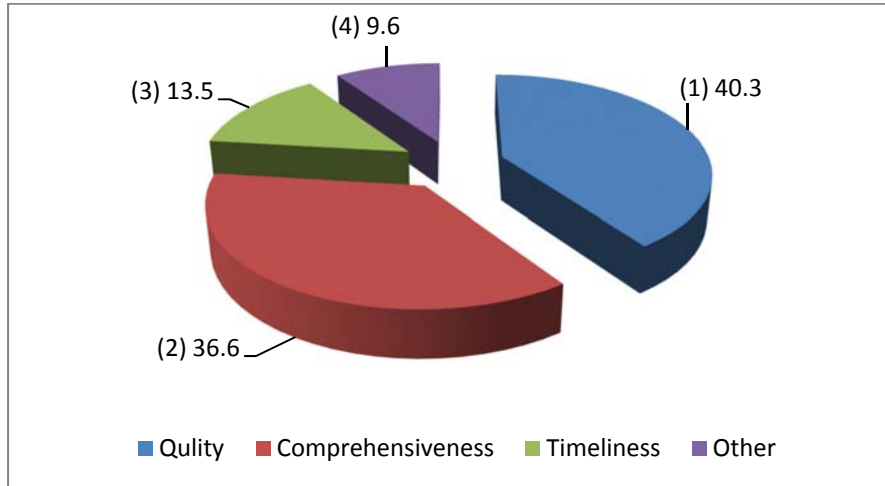


4.“In case of errors in published statistics, do you feel informed about the errors?”
 Only 19 or 47.5% of respondents noted that they were informed.

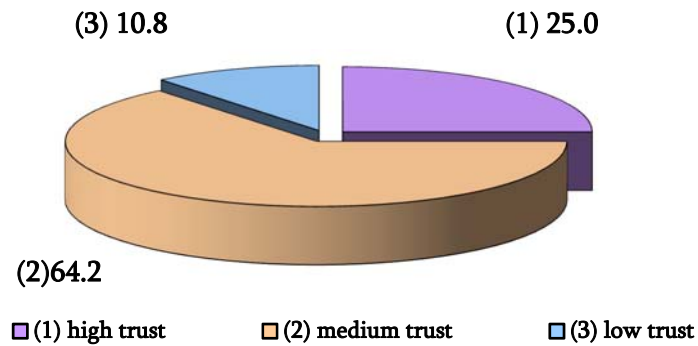


6.To “Where should Armstat improve to fulfill your needs?” 40 respondents had 52 indications in total. 21 of them or 40.3 % noted the quality, 19 or 36.6 % - comprehensiveness, 7 or 13.5 % - timeliness, 5 or 9.6 % - “other”.

(%)



7.To the question “NSS use different sources for producing statistics (census, administrative registers and sample surveys). Please mark below how you trust each of these 3 data sources.” there were 120 indications in total, of which 30 or 25.0% chose “high trust”, 77 or 64.2% - “medium trust”, 13 or 10.8 % - “low trust”.



It is worth mentioning that 13 or 32.5% noted “High trust” for the census, 26 or 65.0 % - “medium trust” and 1 or 2.5% - “low trust”. For administrative registers 10 or 25.0% had “high trust”, 25 or 62.5 % - “medium trust”, and 5 or 12.5 % - “low trust”. For sample surveys 7 or 17.5 % noted “high trust”, 26 or 65.0% - “medium trust”, and 7 or 17.5 % - “low trust”.

(%)

